

Type 4X Polycarbonate Junction Box (Solid and Clear Cover) *PCJ*

Series

Metal Latch Cover



Application

- Designed to insulate and protect controls and components in both indoor and outdoor conditions
- Ideal for industrial pump controls, waste water, irrigation control along with solar/wind and chemical plants

Standards

- UL 508 Type 1, 2, 3, 4, 4X, 12 and 13
- CSA Type 1, 2, 3, 4, 4X, 12 and 13
- Complies with
 - NEMA Type 1, 2, 3, 4, 4X, 12 and 13
 - IEC 60529, IP66
 - Flammability V-O per UL 94
 - UV rating (f1) per UL746C - UV stabilized for outdoor use
 - Compliant with RoHS directive

Construction

- Injection moulded polycarbonate thermoplastic enclosure with matching cover is easily punched, cut, or drilled
- Enhanced UV inhibitors protect against outdoor weathering
- Threaded brass inserts are provided for optional inner panel or terminal kit mounting. Mounting hardware is included
- Stainless steel 316 screw fasteners
- Door fasteners include a provision for padlocking on Snap Latches
- Enclosure available with clear Polycarbonate cover
- Molded hinge with 316 stainless steel pin
- Captive oil resistant gasket provides a positive seal
- Available with Polycarbonate flange or foot mount brackets for multi-directional mounting
- Operating temperatures between 130°C and - 35 °C (266°F to - 31 °F)
- Impact index of 16 J (12 ft/lb)
- For corrosion resistance information, please refer to table in the Technical Information section

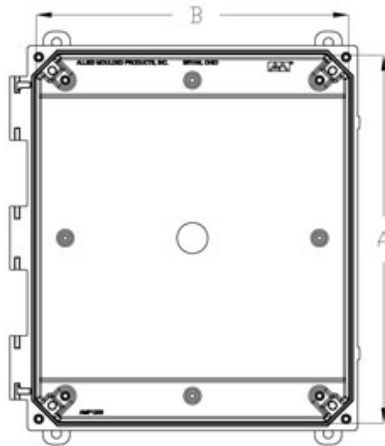
Finish

- Polycarbonate material has a Light gray finish
- Optional inner panels are available in white powder coated finished steel or unfinished aluminum, or Fiberglass

Accessories

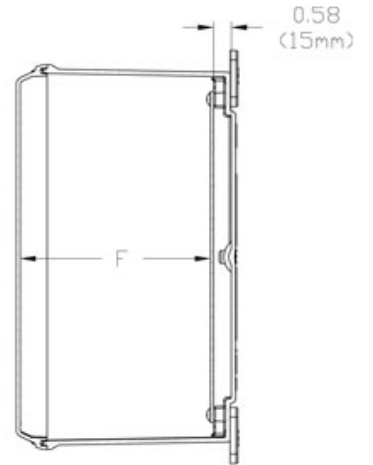
- PJ/PJU Replacement Hardware Kits
- Inner Panels

- Swing Panel

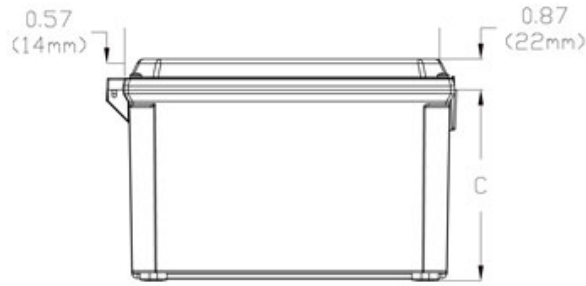


NOTE: COVER REMOVED FOR CLARITY

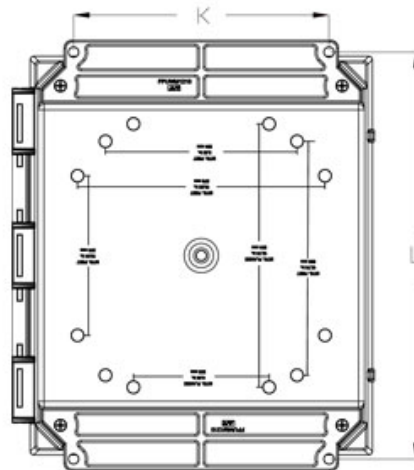
Front View



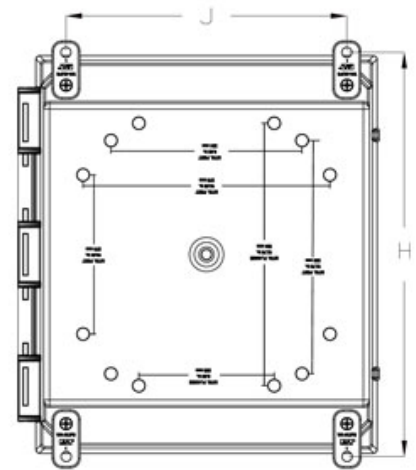
Side View



End View



Rear View - Flanged Mount



Rear View - Foot Mount

Flanged

Solid Cover Clear Cover									Optional Steel
Flange	Flange	Overall Dimensions			Panel Dimensions		Mounting Centers		Inner Panel
Part No.	Part No.	A	B	C	D	E	K	L (inches)	Part No.
PCJ664LF	PCJ664CCLF	5.93	6.16	3.98	4.81	4.81	4.00	6.88 / 6.75	PCJR0505

Solid Cover Clear Cover		Overall Dimensions			Panel Dimensions		Mounting Centers		Optional Steel Inner Panel
Flange	Flange								
Part No.	Part No.	A	B	C	D	E	K	L (inches)	Part No.
PCJ864LF	PCJ864CCLF	7.94	6.16	3.98	6.75	4.88	4.00	8.88 / 8.75	PCJR0705
PCJ1084LF	PCJ1084CCLF	9.93	8.15	3.98	8.75	6.88	6.00	10.75	PCJR0907
PCJ12106LF	PCJ12106CCLF	11.92	10.15	5.98	10.75	8.88	8.00	12.75	PCJR1109
PCJ14126LF	PCJ14126CCLF	13.94	12.16	5.98	12.75	10.88	10.00	14.75 / 14.62	PCJR1311

Mounting Feet

Solid Cover Clear Cover		Overall Dimensions			Panel Dimensions		Mounting Centers		Optional Steel Inner Panel
Mounting Feet	Mounting Feet								
Part No.	Part No.	A	B	C	D	E	J	H	Part No.
PCJ664L	PCJ664CCL	5.93	6.16	3.98	4.81	4.81	4.91	6.75	PCJR0505
PCJ864L	PCJ864CCL	7.94	6.16	3.98	6.75	4.88	4.91	8.75	PCJR0705
PCJ1084L	PCJ1084CCL	9.93	8.15	3.98	8.75	6.88	6.91	10.75	PCJR0907
PCJ12106L	PCJ12106CCL	11.92	10.15	5.98	10.75	8.88	8.82	12.70	PCJR1109
PCJ14126L	PCJ14126CCL	13.94	12.16	5.98	12.75	10.88	10.82	14.70	PCJR1311

Data subject to change without notice